

External Reporting Resources


RESIDENT OUTCOME REPORT PLUS

The *Resident Outcome Report Plus* enables the comparison of two Care Plans in terms of product usage and toileting events.

Set-up and access: For information on how to access or set up External Reports, please refer to the resources available on Simavita's training website at the URL below.

SQL Report Writer template file: *02629_01_Resident_Outcome_Report_Plus.rdl*

Report use:

1. Select the  Resident Outcome Report Plus icon to open the report.
2. Select the Resident for whom to generate the report
3. Select the older (earlier) Care Plan to use as the basis for the comparison
4. Select the newer (later) Care Plan to compare against the earlier Care Plan
5. Click to generate the report

Example report and interpretation of the data:

Total Product Capacity (per day) and *Total Product Cost (per day)* are displayed in a table and graphically. This data can be used to check if there is a difference between earlier or later Care Plans.

Resident Outcome Report Plus

Report Printed on: 02-Dec-2015

Room: 110

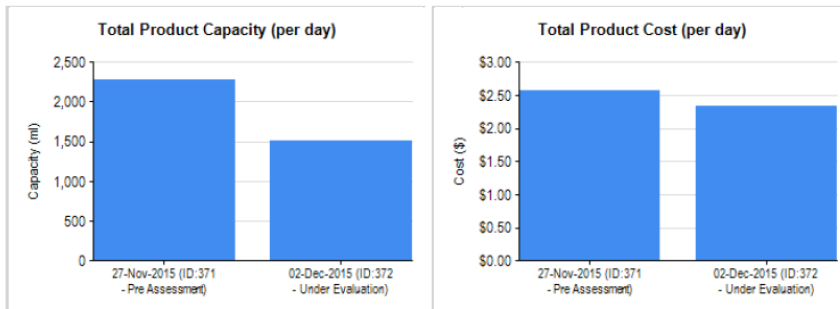
Facility Name: Simavita Ltd

Building Name: Simavita Building1

Wing Name: Wing1



Alice Lee - AC-2212-D



Continence Care Plan	Total Product Capacity (ml) per day	Total Product Cost (\$) per day	Total Product Saving (\$) per day
27-Nov-2015 (ID:371 - Pre Assessment)	2,274	\$2.57	\$0.23
02-Dec-2015 (ID:372 - Under Evaluation)	1,509	\$2.34	

Toileting Events per Day provides a table comparing the earlier SIM™ assessment (used in the earlier selected Care Plan) to the later SIM™ assessment (used in the later selected Care Plan). The report can therefore be used if the number of toileting activities have changed between one assessment and another.

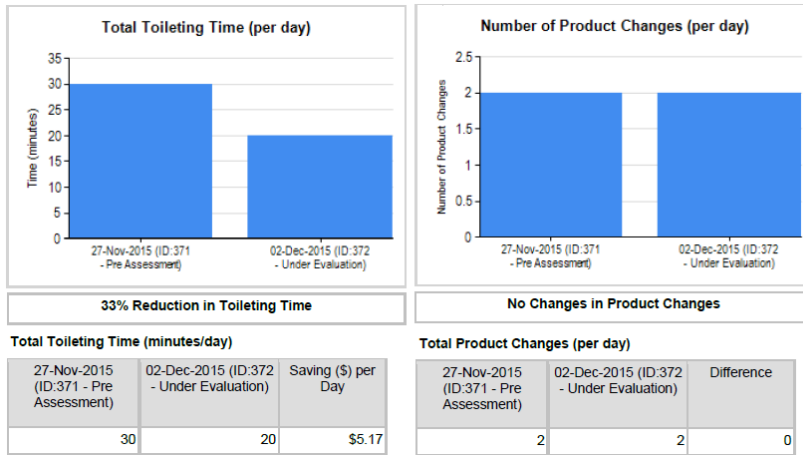
Assessment Duration: 17-Nov-2015 to 18-Nov-2015

Earlier Care Plan vs Later Care Plan Toileting Events per Day

27-Nov-2015 (ID:371 - Pre Assessment)	02-Dec-2015 (ID:372 - Under Evaluation)	Assmt Day 2
3	2	1

External Reporting Resources

Total Toileting Time (per day) and Number of Product Changes (per day) is displayed in a table and graphically. These figures allow comparison between the later and earlier Care Plans in terms of the total time per day (in minutes) to toilet the resident and number of product changes per day. Note, this calculation depends on the average Toileting Time to be set up correctly in SIM™ manager.



For information on how to set up external reports on your SIM™ system and additional reporting resources, please go to <http://simavita.com/training/>

COPYRIGHT INFORMATION

Copyright 2015 Simavita (Aust) Pty Ltd. All rights reserved.

SIM™ and SIM™ with logo are trademarks of Simavita (Aust) Pty Ltd. The information contained in this External Report Writer is the sole property of Simavita and may not be duplicated without permission. This External Report Write instruction guide may be revised or replaced by Simavita (Aust) Pty Ltd at any time and without notice. You should ensure that you have the most current applicable version of this guide; if in doubt contact Simavita customer service department.



MADE IN AUSTRALIA by Simavita (Aust) Pty Ltd., L13, 54 Miller Street, North Sydney, NSW 2060, Australia.



See www.simavita.com for more information.